

# SNB Capital SAR Multi-Asset Growth Fund صندوق الأهلي متعدد الأصول للنمو بالريال



Fact Sheet | حقائق عن الصندوق | Ending March 31, 2026

## FUND OBJECTIVES / أهداف الصندوق

Achieve capital growth over the medium to long term, by investing in a diversified portfolio of asset classes

تحقيق نمو في رأس المال على المدى المتوسط والطويل من خلال الاستثمار في مجموعة متنوعة من الصناديق الاستثمارية التي تستثمر في مختلف فئات الأصول

## FUND FACTS / حقائق عن الصندوق

|   |  |
|---|--|
| Start Date / تاريخ بدء الصندوق                | May-2024   |
| Unit Price Upon Offering / سعر الوحدة عند طرح | 1  |
| Fund Assets / حجم الصندوق                     | SAR 9.69 Million   |
| Fund Type / نوع الصندوق                       | Open Ended   |
| Currency / العملة                             | Saudi Riyal  |
| Risk Level / مستوى المخاطر                    | High Risk  |
| Benchmark / المؤشر الاستثماري                 | 20% SAIBID 1M + 5% DJ Sukuk Ex-Reinvestment TR<br>+ 75% S&P Saudi Shariah TR |

عدد مرات التوزيع / Number of Distributions  
نسبة رسوم الإدارة للصندوق للمستثمر فيها / Percentage of Fees for the Management Funds Invested in / نسبة رسوم الإدارة للصندوق للمستثمر فيها

|   |     |
|---|-----|
| Sub Manager / مدير الصندوق من الباطن                | N/A |
| Weighted Average Maturity / عدد أيام المتوسط المرجح | N/A |

## MULTIPLE STATISTICS / إحصائيات متعددة

|  |                                 |             |
|--|---------------------------------|-------------|
| Price at The End of The Quarter / سعر الوحدة نهاية الربع             | 9.42                            |             |
| Change in Unit Price Compared to Last Quarter / التغير في سعر الوحدة | 0.21                            |             |
| Dual Unit Price / سعر الوحدة المزدوج                                 | N/A                             |             |
| Total Units / إجمالي وحدات الصندوق                                   | 1,028,499.98                    |             |
| Total Net Assets / إجمالي صافي الأصول                                | SAR 9.69 Million                |             |
| P/E Ratio / مكرر الربحية   | N/A                             |             |
| Total Expense / الأتعاب الإجمالية                                    | 39,245.13                       |             |
| Total Expense Ratio / نسبة الأتعاب الإجمالية                         | 1.77%                           |             |
| Borrowing Ratio / نسبة الاقتراض                                      | 0                               |             |
| Dealing Expenses / مصاريف التعامل                                    | 0                               |             |
| Dealing Expense Ratio / نسبة مصاريف التعامل                          | 0                               |             |
| Fund Manager Investments in the Fund / استثمارات مدير الصندوق        | 942,381.00                      |             |
| Profit Distribution Ratio / نسبة الأرباح الموزعة                     | N/A                             |             |
| Profit Distribution Amount / قيمة الأرباح الموزعة                    | N/A                             |             |
| Units Eligible for Distributions / الوحدات المستحقة للتوزيع          | N/A                             |             |
| Distributions Per Unit / التوزيعات لكل وحدة                          | N/A                             |             |
| Fund Ownership / ملكية الصندوق                                       | 100%                            |             |
| Usufruct Right / حق منفعة  | 0.00                            |             |
| www.ncbc.com   | alahilitadawal@alahicapital.com | 92 0000 232 |

Disclaimers:  
In preparing the information contained herein, SNB Capital has: (i) used information obtained from third party service providers and public sources; (ii) assumed and completed, without independent verification, the accuracy and completeness of the information supplied or otherwise made available to it for the purposes of this making document; (iii) assumed that any financial projections and other financial data relating to this document has been reasonably and properly prepared on the basis of existing the best currently available estimates and judgments of the future financial performance of the securities contained herein as at the date of its presentation; (iv) not conducted any independent valuation or appraisal of the assets or liabilities of the securities contained herein; and (v) not been provided with any valuations or appraisals. Neither NCB Capital, its affiliates nor any of their respective directors, officers, employees or agents ("NCB Group") give any representation or warranty, express or implied, as to (i) the achievement or reasonableness of future projections, management targets, estimates, prospects or returns contained in this documentation, (ii) the accuracy or completeness of any information contained in this documentation, any oral information provided in connection therewith or any data that either generates. Furthermore, and without prejudice to liability for fraud, no member of NCB Group accepts or will accept any liability, responsibility or obligation (whether in contract, tort or otherwise) in relation to these matters. 2. SNB Capital Company, is a Saudi closed Joint Stock Company / Paldip Capital SAR 1,000,000,000 I VAT Number: [300003878300003] C.R. 1010231474 Under the supervision and control of the Capital Markets Authority under license number (P/06046) SNB Building, Tower B King Saud Road | P.O. BOX 22216 | Riyadh 11496 | Kingdom of Saudi Arabia. Past performance is not necessarily a guide to future performance. The value of the investment in the fund is variable and may increase or decrease. The security may be subject to sudden and large falls in value which could cause a loss equal to the amount invested; and the investor's loss may not be limited to the amount originally invested or deposited, but may have to pay more. Income from the security may fluctuate; and part of the capital invested may be used to pay that income. The prices, values or income may vary. Investors may receive less than what they've invested. It may be difficult for the investor to sell or realize the security; and to obtain reliable information about its value or the extent of the risks to which it is exposed. Changes in currency rates may have an adverse effect on the value, price or income of the security. Service and performance fees/charges apply. This product may not be suitable for all recipients of this report. In case of any doubts, you should seek advice from your investment advisor. NCB Capital may have a position or holding in the securities concerned or in related securities and/or may have provided within the previous 12 months significant advice or security business services to the issuer of the securities concerned or of a related security. More information about the fund is available in the Terms and Conditions applicable to that fund and should be read carefully before investing. While reading the fund's Terms and Conditions, please refer to the principal risks of investing in the Fund. You can obtain a copy of the Terms and Conditions by visiting www.ncbc.com. A copy of the fund's Financial Statement once issued can be obtained upon request made to the fund manager or by visiting www.tadawal.com.sa

## PERFORMANCE / الأداء

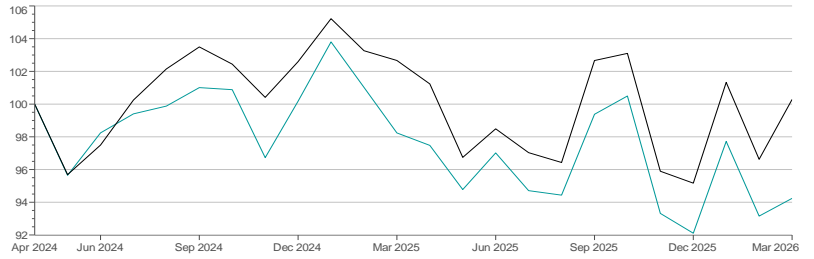
| Short Term / عوائد قصيرة المدى    | 1 Month / شهر        | 3 Months / 3 أشهر    | 6 Months / 6 أشهر   | 9 Months / 9 أشهر |                               |
|-----------------------------------|----------------------|----------------------|---------------------|-------------------|-------------------------------|
| Fund / الصندوق                    | 1.16%                | 2.31%                | -5.17%              | -2.86%            |                               |
| Benchmark / المؤشر الاستثماري     | 3.79%                | 5.38%                | -2.32%              | 1.82%             |                               |
| Variance / فارق الأداء            | -2.63%               | -3.07%               | -2.85%              | -4.68%            |                               |
| Calendar Returns / العائد لكل سنة | YTD / سنة حتى تاريخه | 2025                 | 2024                | 2023              | Since Inception / منذ الإصدار |
| Fund / الصندوق                    | 2.31%                | -8.06%               |                     |                   | -3.05%                        |
| Benchmark / المؤشر الاستثماري     | 5.38%                | -7.24%               |                     |                   | 0.15%                         |
| Variance / فارق الأداء            | -3.07%               | -0.82%               |                     |                   | -3.20%                        |
| Annualized Return / عوائد سنوية   | 1 Year / سنة واحدة   | 3 Years / ثلاث سنوات | 5 Years / خمس سنوات |                   |                               |
| Fund                              | -4.07%               |                      |                     |                   |                               |
| Benchmark                         | -2.32%               |                      |                     |                   |                               |
| Variance                          | -1.75%               |                      |                     |                   |                               |

## FUND PERFORMANCE / أداء الصندوق

### Manager Performance

May 2024 - March 2026 (Single Computation)

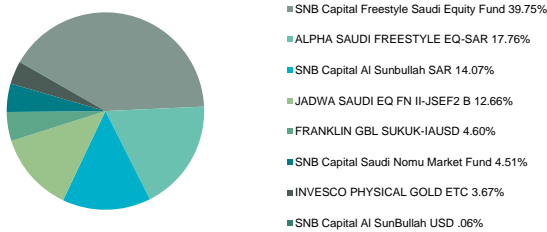
— SNB Capital SAR Multi-Asset Growth Fund — AMHGPS Benchmark



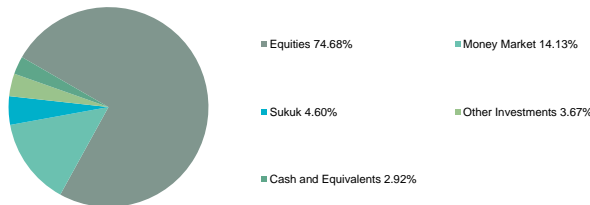
## STATISTICAL ANALYSIS / تحليل إحصائي

| Versus Benchmark / مقابل المؤشر        | 3 Months / ثلاثة أشهر | YTD / سنة حتى تاريخه | 1 Year / سنة واحدة | 3 Years / ثلاث سنوات | 5 Years / خمس سنوات |
|--|-----------------------|----------------------|--------------------|----------------------|---------------------|
| Alpha / معامل ألفا                     | -3.07%                | -3.07%               | -2.13%             |                      |                     |
| Beta / معامل بيتا                      | 0.9                   | 0.9                  | 0.87               |                      |                     |
| Information Ratio / مؤشر المعلومات     | -1.26                 | -1.26                | -0.46              |                      |                     |
| Tracking Error / خطأ التتبع            | 2.43%                 | 0.0243               | 3.82%              |                      |                     |
| Standard Deviation / الانحراف المعياري | 9.33%                 | 0.0933               | 13.22%             |                      |                     |
| Sharpe Ratio / مؤشر شارب               | 0.15                  | 0.15                 | -0.62              |                      |                     |

## Breakdown of Top 10 Holdings\*



## Asset Class Allocation\*



\*ملاحظة: "آخر تاريخ تقييم الصندوق يمكن أن يكون مختلفًا عن تاريخ هذا التقرير." | Note: Last valuation date of the Fund may be different from the date of this report.

## Security Rating

تقييم الأوراق المالية

| Top 10 Holding / أكبر 10 استثمارات | الورقة المالية / Security               | تقييم الورقة المالية / Security Rating | الشركة المقيمة / Rating Agency | تقييم المصدر / Issuer Rating | الشركة المقيمة / Rating Agency |
|------------------------------------|---|--|--------------------------------|------------------------------|--------------------------------|
| 1                                  | SNB Capital Freestyle Saudi Equity Fund | NA                                     | NA                             | NA                           | NA                             |
| 2                                  | ALPHA SAUDI FREESTYLE EQ-SAR            | NA                                     | NA                             | NA                           | NA                             |
| 3                                  | SNB Capital Al SunBullah SAR            | A-                                     | Internal Rating                | A-                           | Internal Rating                |
| 4                                  | JADWA SAUDI EQ FN II-JSEF2 B            | NA                                     | NA                             | NA                           | NA                             |
| 5                                  | FRANKLIN GBL SUKUK-IAUSD                | NA                                     | NA                             | NA                           | NA                             |
| 6                                  | SNB Capital Saudi Nomu Market Fund      | NA                                     | NA                             | NA                           | NA                             |
| 7                                  | INVESCO PHYSICAL GOLD ETC               | NA                                     | NA                             | NA                           | NA                             |
| 8                                  | SNB Capital Al SunBullah USD            | A-                                     | Internal Rating                | A-                           | Internal Rating                |
| 9                                  |   |  |                                |                              |                                |
| 10                                 |   |  |                                |                              |                                |

## Performance/Risk Metrics - Reference Table

جدول مرجعي - مقاييس الأداء / المخاطر

| Metric / المقياس  | Formula / المعادلة   | Notation / الرموز  |
|---|--|--|
| Standard Deviation ( $\sigma$ ) / الانحراف المعياري             | $\sqrt{\frac{\sum (R_i - \bar{R})^2}{(n-1)}}$                                    | <ul style="list-style-type: none"> <li><math>R_i</math> = individual return / العائد الفردي</li> <li><math>\bar{R}</math> = average return / متوسط العائد</li> <li><math>n</math> = number of observations / عدد العينات</li> </ul>  |
| Annualized Standard Deviation / الانحراف المعياري على أساس سنوي | $\sigma (r_1, \dots, r_n) \times \sqrt{\text{NumPeriodsPerYear}}$                | <ul style="list-style-type: none"> <li><math>\sigma (r_1, \dots, r_n)</math> = standard deviation over the period / الانحراف المعياري خلال الفترة</li> </ul>   |
| Information Ratio / مؤشر المعلومات                              | $\frac{(\text{AnnRtn}(R_p) - \text{AnnRtn}(R_b))}{\text{AnnStdDev}(R_p - R_b)}$  | <ul style="list-style-type: none"> <li><math>R_p</math> = manager return / عائد الصندوق</li> <li><math>R_b</math> = benchmark return / عائد المؤشر الإستراتيجي</li> <li><math>\text{AnnStdDev}(R_p - R_b)</math> = annualized standard deviation of excess returns / الانحراف المعياري السنوي للعائد الإضافي</li> </ul>  |
| Sharpe Ratio / مؤشر شارب  | $\frac{(\text{AnnRtn}(R_p) - \text{AnnRtn}(R_f))}{\text{AnnStdDev}(R_p)}$        | <ul style="list-style-type: none"> <li><math>R_p</math> = manager return / عائد المؤشر الإستراتيجي</li> <li><math>R_f</math> = risk-free return / العائد الخالي من المخاطر</li> <li><math>\text{AnnStdDev}(R_p)</math> = annualized standard deviation of manager returns / الانحراف المعياري السنوي لعائد الصندوق</li> </ul>                                    |
| Beta / معامل بيتا   | $\frac{\sum (m_{i-1} - \bar{m})(b_{i-1} - \bar{b})}{\sum (b_{i-1} - \bar{b})^2}$ | <ul style="list-style-type: none"> <li><math>m_{i-1}</math> = i-th manager return / عائد الصندوق</li> <li><math>\bar{m}</math> = average manager return / متوسط عائد الصندوق</li> <li><math>b_{i-1}</math> = i-th benchmark return / عائد المؤشر الإستراتيجي</li> <li><math>\bar{b}</math> = average benchmark return / متوسط عائد المؤشر الإستراتيجي</li> </ul> |
| Alpha / معامل ألفا  | $R_p - R_b$  | <ul style="list-style-type: none"> <li><math>R_p</math> = manager return / عائد الصندوق</li> <li><math>R_b</math> = benchmark return / عائد المؤشر الإستراتيجي</li> </ul>  |
| Tracking Error / خطأ التتبع                                     | $\sigma(R_p - R_b)$  | <ul style="list-style-type: none"> <li><math>R_p - R_b</math> = active returns (difference between manager and benchmark returns) / العائد النشط (الفرق بين عائد الصندوق والمؤشر الإستراتيجي)</li> <li><math>\sigma</math> = standard deviation / الانحراف المعياري</li> </ul>   |