

SNB Capital SAR Multi-Asset Conservative Fund الصندوق الأهلي متعدد الأصول المحافظ بالريال

Fact Sheet | حقائق عن الصندوق | Ending March 31, 2026

FUND OBJECTIVES / أهداف الصندوق

The Fund aims to preserve capital as much as possible over the medium to long term, with less emphasis on capital, by investing in a diversified portfolio of investment funds that invest in various asset classes

تحقيق النمو في رأس المال على المدى المتوسط والطويل مع التركيز قدر الإمكان على هدف الصندوق حماية رأس المال من خلال الاستثمار في مجموعة متنوعة من فئات الأصول

FUND FACTS / حقائق عن الصندوق

تاريخ بدء الصندوق / Start Date	May-2024
سعر الوحدة عند طرح / Unit Price Upon Offering	1
حجم الصندوق / Fund Assets	SAR 8.68 Million
نوع الصندوق / Fund Type	Open Ended
العملة / Currency	Saudi Riyal
مستوى المخاطر / Risk Level	Low Risk
المؤشر الاسترشادي / Benchmark	55% SAIBID 1M + 25% DJ Sukuk Ex-Reinvestment TR + 20% S&P Saudi Shariah TR

عدد مرات التوزيع / Number of Distributions	0
نسبة رسوم الإدارة للصندوق للمستثمر فيها / Percentage of Fees for the Management Funds Invested in / نسبة رسوم الإدارة للصندوق للمستثمر فيها	0
مدير الصندوق من الباطن / Sub Manager	N/A
المتوسط المرجح / Weighted Average Maturity / عدد أيام المتوسط المرجح	N/A

MULTIPLE STATISTICS / إحصائيات متعددة

سعر الوحدة نهاية الربع / Price at The End of The Quarter	10.37	
التغير في سعر الوحدة مقارنة بالربع الأخير / Change in Unit Price Compared to Last Quarter	0.10	
سعر الوحدة الموزج / Dual Unit Price	N/A	
إجمالي وحدات الصندوق / Total Units	837,179.21	
إجمالي صافي الأصول / Total Net Assets	SAR 8.68 Million	
مؤشر الربحية / P/E Ratio	N/A	
نسبة الأعباء الإجمالية / Total Expense	24,258.78	
نسبة الأعباء الإجمالية / Total Expense Ratio	1.21%	
نسبة الاقتراض / Borrowing Ratio	0	
مصاريف التعامل / Dealing Expenses	0	
نسبة مصاريف التعامل / Dealing Expense Ratio	0	
استثمارات مدير الصندوق / Fund Manager Investments in the Fund	1,036,723.00	
نسبة الأرباح الموزعة / Profit Distribution Ratio	N/A	
قيمة الأرباح الموزعة / Profit Distribution Amount	N/A	
الوحدات المستحقة للتوزيع / Units Eligible for Distributions	N/A	
التوزيعات لكل وحدة / Distributions Per Unit	N/A	
ملكية الصندوق / Fund Ownership	100%	
حق سلعنة / Usufruct Right	0.00	
www.ncbc.com	alahiltdawul@alahicapital.com	92 0000 232

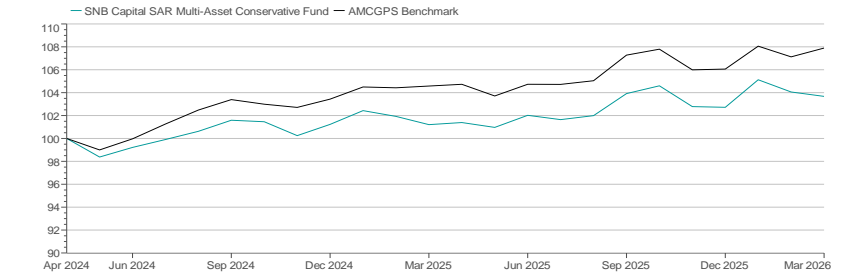
Disclaimers:
 1. In preparing the information contained herein, SNB Capital has: (i) used information obtained from third party service providers and public sources; (ii) assumed and relied upon, without independent verification, the accuracy and completeness of the information supplied or otherwise made available to it for the purposes of this making document; (iii) assumed that any financial projections and other financial data relating to this document has been reasonably and properly prepared on the basis of reflecting the best currently available estimates and judgments of the future financial performance of the securities contained herein; and (iv) not been provided with any sub valuation or appraisal. Neither NCB Capital, its affiliates nor any of their respective directors, officers, employees or agents ("NCB Group") give any representation or warranty, express or implied, as to (i) the achievement or reasonableness of future projections, management targets, estimates, prospects or returns contained in this documentation, if any; or (ii) the accuracy or completeness of any information contained in this documentation, any oral information provided in connection therewith or any data that either generates. Furthermore, and without prejudice to liability for fraud, no member of NCB Group accepts or will accept any liability, responsibility or obligation (whether in contract, tort or otherwise) in relation to these matters.
 2. SNB Capital Company, is a Saudi closed Joint Stock Company (P/IDP) Capital SAR 1,000,000,000 I/VAT Number (300003878300003) C.R. 1010231474 Under the supervision and control of the Capital Markets Authority under license number (P/06046) SNB Building, Tower B King Saud Road | P.O. BOX 22216 | Riyadh 11496 | Kingdom of Saudi Arabia.
 Past performance is not necessarily a guide to future performance. The value of the investment in the fund is variable and may increase or decrease. The security may be subject to sudden and large falls in value which could cause a loss equal to the amount invested; and the investor's loss may not be limited to the amount originally invested or deposited, but may have to pay more. Income from the security may fluctuate; and part of the capital invested may be used to pay that income. The prices, values or income may fall. Investors may receive less than what they've invested. It may be difficult for the investor to sell or realize the security; and to obtain reliable information about its value or the extent of the risks to which it is exposed. Changes in currency rates may have an adverse effect on the value, price or income of the security. Service and performance fees/charges apply. This product may not be suitable for all recipients of this report. In case of any doubts, you should seek advice from your investment advisor. NCB Capital may have a position or holding in the securities concerned or in related securities and/or may have provided within the previous 12 months significant advice or security business services to the security concerned or of a related security. More information about the fund is available in the Terms and Conditions applicable to that fund and should be read carefully before investing. While reading the fund's Terms and Conditions, please refer to the principal risks of investing in the Fund. You can obtain a copy of the Terms and Conditions by visiting www.ncbc.com, a copy of the fund's Financial Statement once issued can be obtained upon request made to the fund manager or by visiting www.tadawul.com.sa
 ** The top 10 holdings and the allocations are shown as at the beginning of the quarter.
 ** The management fee is subject to discounts based on the fund manager's discretion. For more information about the management fee, please refer to the fund's financial statement.

PERFORMANCE / الأداء

العائد غير سنوي لأي فترة أقل من سنة / not annualized if less than one year	شهر / 1 Month	3 أشهر / 3 Months	6 أشهر / 6 Months	9 أشهر / 9 Months
عوائد قصيرة المدى / Short Term	-0.37%	0.93%	-0.24%	1.62%
الصندوق / Fund	-0.37%	0.93%	-0.24%	1.62%
المؤشر الاسترشادي / Benchmark	0.72%	1.73%	0.57%	3.02%
فارق الأداء / Variance	-1.09%	-0.80%	-0.81%	-1.40%
العائد السنوي / Calendar Returns	YTD	2025	2024	2023
الصندوق / Fund	0.93%	1.47%		1.90%
المؤشر الاسترشادي / Benchmark	1.73%	2.54%		4.04%
فارق الأداء / Variance	-0.80%	-1.07%		-2.14%
عوائد سنوية / Annualized Return	1 Year	3 Years	5 Years	
Fund	2.43%			
Benchmark	3.17%			
Variance	-0.74%			

FUND PERFORMANCE / أداء الصندوق

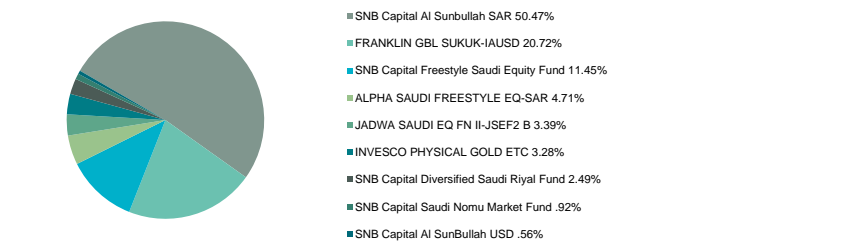
Manager Performance
 May 2024 - March 2026 (Single Computation)



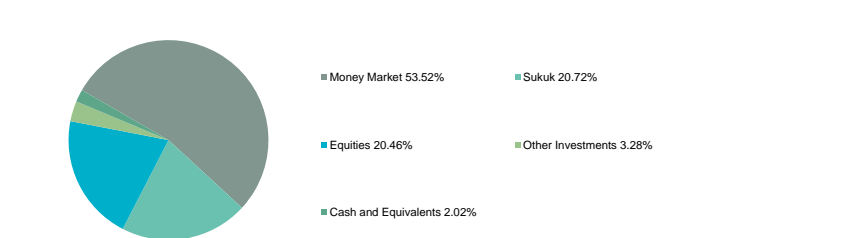
STATISTICAL ANALYSIS / تحليل إحصائي

Versus Benchmark / مقابل المؤشر	3 Months / ثلاثة أشهر	YTD / سنة حتى تاريخه	1 Year / سنة واحدة	3 Years / ثلاث سنوات	5 Years / خمس سنوات
Alpha / معامل ألفا	-0.80%	-0.80%	-0.62%		
Beta / معامل بيتا	1.18	1.18	0.97		
Information Ratio / مؤشر المعلومات	-0.59	-0.59	-0.51		
Tracking Error / خطأ التتبع	1.35%	1.0135	1.45%		
Standard Deviation / الانحراف المعياري	3.09%	0.0309	4.01%		
Sharpe Ratio / مؤشر شارب	0	0	-0.41		

Breakdown of Top 10 Holdings*



Asset Class Allocation*



*ملاحظة: "آخر تاريخ تقييم الصندوق يمكن أن يكون مختلفاً عن تاريخ هذا التقرير." | Note: Last valuation date of the Fund may be different from the date of this report.

Security Rating

تقييم الأوراق المالية

Top 10 Holding / أكبر 10 استثمارات	الورقة المالية / Security	تقييم الورقة المالية / Security Rating	الشركة المقيمة / Rating Agency	تقييم المصدر / Issuer Rating	الشركة المقيمة / Rating Agency
1	SNB Capital Al SunBullah SAR	A-	Internal Rating	A-	Internal Rating
2	FRANKLIN GBL SUKUK-IAUSD	NA	NA	NA	NA
3	SNB Capital Freestyle Saudi Equity Fund	NA	NA	NA	NA
4	ALPHA SAUDI FREESTYLE EQ-SAR	NA	NA	NA	NA
5	JADWA SAUDI EQ FN II-JSEF2 B	NA	NA	NA	NA
6	INVESCO PHYSICAL GOLD ETC	NA	NA	NA	NA
7	SNB Capital Diversified Saudi Riyal Fund	A	Internal Rating	A	Internal Rating
8	SNB Capital Saudi Nomu Market Fund	NA	NA	NA	NA
9	SNB Capital Al SunBullah USD	A-	Internal Rating	A-	Internal Rating
10					

Performance/Risk Metrics - Reference Table

جدول مرجعي - مقاييس الأداء / المخاطر

Metric / المقياس	Formula / المعادلة	Notation / الرموز
Standard Deviation (σ) / الانحراف المعياري	$\sqrt{\sum (R_i - \bar{R})^2 / (n-1)}$	<ul style="list-style-type: none"> R_i = individual return / العائد الفردي R = average return / متوسط العائد n = number of observations / عدد العينات
Annualized Standard Deviation / الانحراف المعياري على أساس سنوي	$\sigma (r_1, \dots, r_n) \times \sqrt{\text{NumPeriodsPerYear}}$	<ul style="list-style-type: none"> σ (r₁, ..., r_n) = standard deviation over the period / الانحراف المعياري خلال الفترة
Information Ratio / مؤشر المعلومات	$(\text{AnnRtn}(R_p) - \text{AnnRtn}(R_b)) / \text{AnnStdDev}(R_p - R_b)$	<ul style="list-style-type: none"> R_p = manager return / عائد الصندوق R_b = benchmark return / عائد المؤشر الإستراتيجي AnnStdDev(R_p - R_b) = annualized standard deviation of excess returns / الانحراف المعياري السنوي للعائد الإضافي
Sharpe Ratio / مؤشر شارب	$(\text{AnnRtn}(R_p) - \text{AnnRtn}(R_f)) / \text{AnnStdDev}(R_p)$	<ul style="list-style-type: none"> R_p = manager return / عائد المؤشر الإستراتيجي R_f = risk-free return / العائد الخالي من المخاطر AnnStdDev(R_p) = annualized standard deviation of manager returns / الانحراف المعياري السنوي لعائد الصندوق
Beta / معامل بيتا	$\sum (m_i - \bar{m})(b_i - \bar{b}) / \sum (b_i - \bar{b})^2$	<ul style="list-style-type: none"> m_i = i-th manager return / عائد الصندوق \bar{m} = average manager return / متوسط عائد الصندوق b_i = i-th benchmark return / عائد المؤشر الإستراتيجي \bar{b} = average benchmark return / متوسط عائد المؤشر الإستراتيجي
Alpha / معامل ألفا	R _p - R _b	<ul style="list-style-type: none"> R_p = manager return / عائد الصندوق R_b = benchmark return / عائد المؤشر الإستراتيجي
Tracking Error / خطأ التتبع	σ(R _p - R _b)	<ul style="list-style-type: none"> R_p - R_b = active returns (difference between manager and benchmark returns) / العائد النشط (الفرق بين عائد الصندوق والمؤشر الإستراتيجي) σ = standard deviation / الانحراف المعياري